



## Information



## Tokyo Metropolitan Edo-Tokyo Museum

1-4-1 Yokoami, Sumida-ku, Tokyo 130-0015 TEL:03-3626-9974  
<https://www.edo-tokyo-museum.or.jp>

@edohakugibochan EDO-TOKYO-Museum

## Hours

9:30-17:30  
 (Last admission 30 minutes before closing)

## Admission for Permanent Exhibition

	Individual	Group (20 and over)
Adults	¥600	¥480
Students*1	¥480	¥380
Ages 65 and over	¥300	¥240
Junior high and high school students	¥300	¥240

\*1 Includes university and vocational college students.

## Free Admission to Permanent Exhibition

- Pre-school and elementary school children
- Junior high school students who are residents of Tokyo
- Those in personal possession of disability certificates Mental disability, psychiatric disability protection and atomic bomb survivor chart holders upon showing of the document (documentary proof of age also required) and their two custodians.

## Closed

Mondays (When Monday is a national holiday, the next business day)  
 Year-End and New Year Holiday

## Transportation

- 3 minutes' walk from the West Exit, JR Sobu Line Ryogoku Station
- 1 minute walk from the A3 or A4 exits of Ryogoku (Edo-Tokyo Museum Mae) Station of Toei O-Edo Line
- 3 minutes' walk from the Toei Ryogoku Eki mae (Edo-Tokyo Hakubutsukan-mae) stop on Toei bus routes 27 (錦), 28 (両) and 33 (門), or the Sumida City Loop Bus (South)
- About 10 minutes from the Komagata exit of Metropolitan Expressway No. 6 (Mukojima Route), or the Kinshicho exit of Expressway No. 7 (Komatsugawa Route).

\* Parking for the handicapped may be used by general public when the space is open (General public is charged).

## Floor Guide

**7 F** Library (Free of charge. Charges apply for photocopying)  
 AV Library (Free of charge)

**6 F** **Permanent Exhibition Area (Entrance)**  
 Permanent Exhibition Volunteer Guide Reception Counter  
 Audio Guide Rental Counter  
 Wheelchair and Baby Buggy Rental (free)

**5 F** **Permanent Exhibition Area (Exit)**  
 Feature Exhibition Room  
 Information Counter  
 Audio Guide Return Counter

**3 F** **The Edo-Tokyo Terrace**  
 Ticket Counter

**Information**  
**Ticket Counter**  
 Wheelchair and Baby Buggy Rental (free)

**1 F** **Special Exhibition Room**  
 Large Hall/ Small Hall  
 Conference Room/ Study Room  
 Museum Shop

**Permanent Exhibition Volunteer Guide (free)** **6F**  
 13:10-14:45

Reception: 6th-floor Permanent Exhibition Volunteer Guide Reception Counter

Japanese English Chinese  
 Korean French Spanish  
 German Italian

\* Which languages are available may vary, depending on the day.

**Permanent Exhibition Audio Guide Rental** **6F**  
 9:30-17:00

Rental location: 6th-floor Audio Guide Rental Counter  
 (return to 5th-floor Audio Guide Return Counter)

Japanese English Chinese (Simplified)  
 Chinese (Traditional) Korean French  
 Spanish German Italian  
 Russian Thai Portuguese  
 Malay

\* Security deposit ¥1,000. The deposit will be refunded.

## Requests from the Museum



Long umbrellas cannot be taken into the exhibition areas. Please leave umbrellas at the umbrella stand.



Large baggage cannot be taken into the exhibition areas. Please leave it in the coin-return lockers or at the information counter on the 1st floor.



Running and frolicking on or near escalator or stairs or in the exhibition areas are prohibited because it is dangerous and bothersome to other visitors.

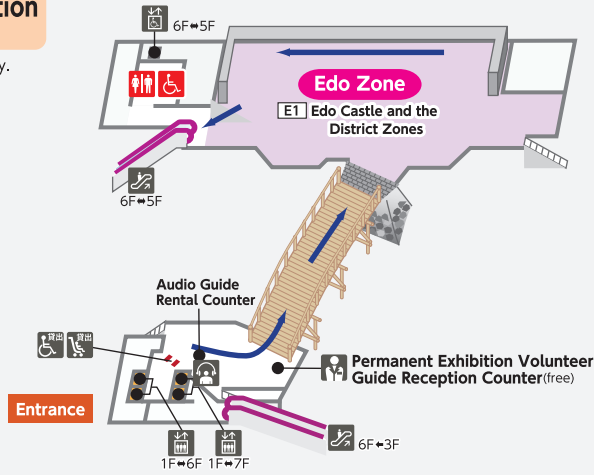


Eating and drinking (including candy, gum and soft drinks) in the exhibition areas are prohibited.

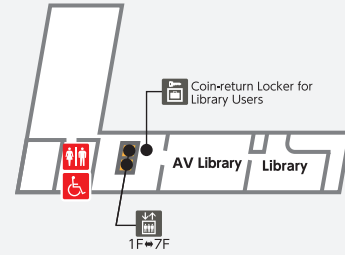
\* In case of emergency, follow the instructions of the staff and emergency broadcasts.

## 6F Permanent Exhibition Area (Entrance)

\* You can re-enter on the same day only.



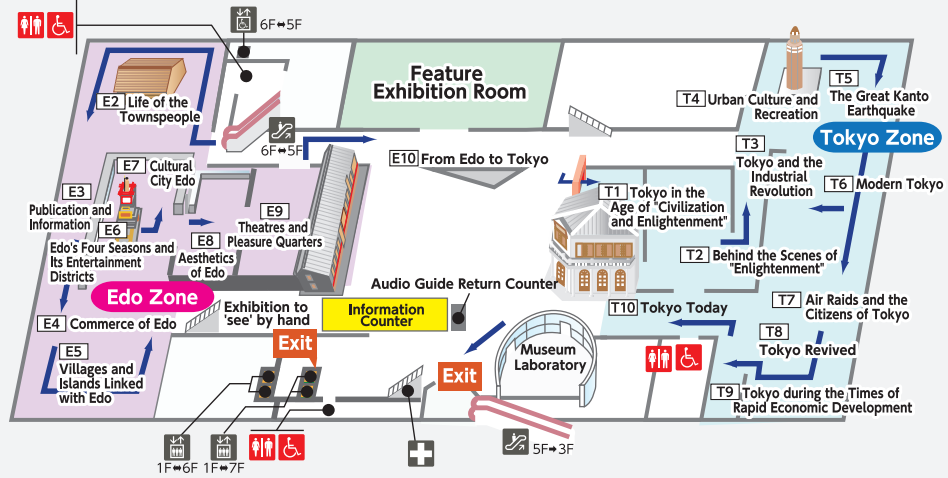
## 7F Library / AV Library



- Rest Room
- Multipurpose Restroom
- Toilet for Ostomates
- First-Aid Station
- Nursing Room
- Elevator
- Elevator for Wheelchair Users
- Escalator
- Telephone
- Vending Machine
- Parking for sightseeing Buses and the Handicapped
- Taxi station
- Coin-return locker
- Wheelchair Rental
- Baby Buggy Rental

## 5F Permanent Exhibition Area (Exit)

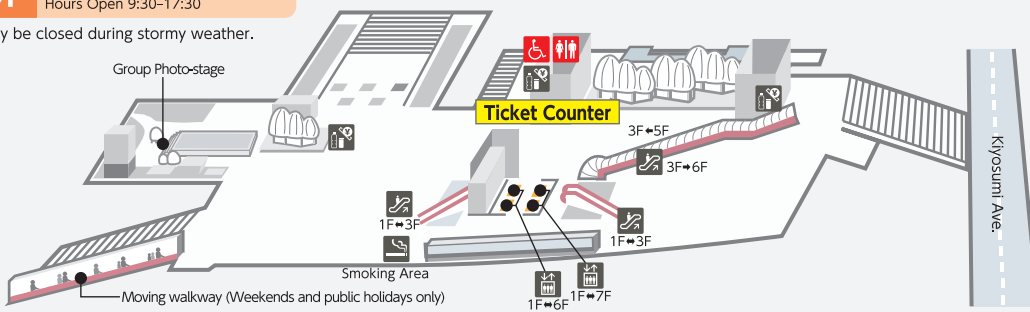
\* Entry via the 5th floor is not possible.



## 3F The Edo-Tokyo Terrace

Hours Open 9:30-17:30

\* May be closed during stormy weather.



### Photography and Videography in the Exhibition Area.

- Photography and videography are not permitted in the first-floor special exhibition area.
- Photography and videography are permitted in the 5th and 6th floor permanent exhibition areas. Flash photography is also permitted in locations marked with an .
- \* However, photography and videography may not be permitted for some exhibits in the 5th floor Feature Exhibition Room.
- Tripods and selfie sticks are not allowed in all area of the museum.

## 1F Information Special Exhibition Room

